

ONLINE PROMOTIONAL CODE REDEMPTION

The following is a guide that will walk you through redeeming your promotional code e-mailed to you by Energizer:




After entering your promotional code at www.energizer.ca/freemovie, you will be e-mailed a code for a free movie to redeem at www.cineplex.com/energizer.

PLEASE READ YOUR OFFER DETAILS and TERMS CAREFULLY!

STEP 1 – GO TO THE SITE

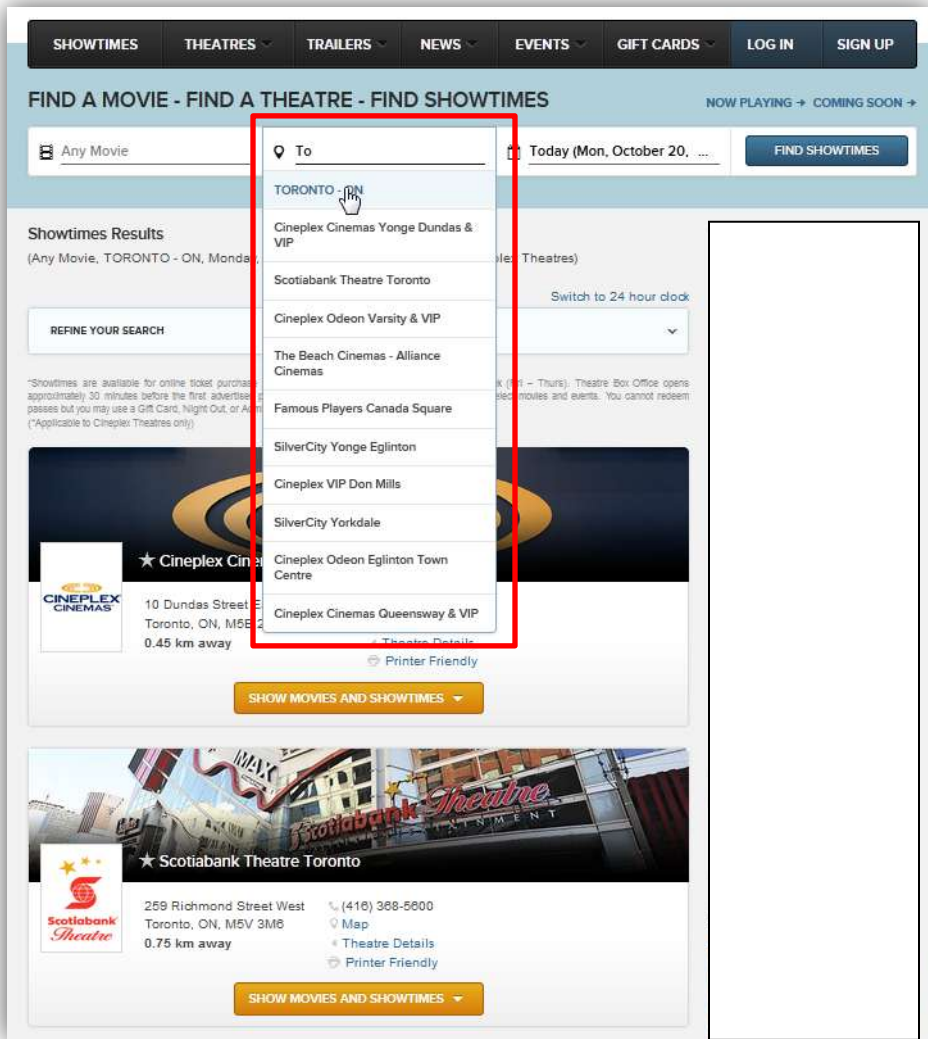
You may begin the process by visiting <http://www.cineplex.com/energizer> and clicking “Get tickets now”.



This promotion can only be redeemed online. You will be re-directed to Cineplex.com so that you may select your preferred location / showtime.

STEP 2 – FIND YOUR CITY

Begin typing in your city. A list will begin to populate as you type. Click on the city. Once your city has been selected, click on **[FIND SHOWTIMES]**.



STEP 3 – SELECT YOUR PREFERRED THEATRE

Once you have selected your city, you will see a list of nearby theatres. Locate your preferred theatre.



You may change the date you would like to visit by clicking on the drop down menu. Once you have selected your new date, click [FIND SHOWTIMES] to update the list.



STEP 4 – SELECT YOUR PREFERRED SHOWTIME


After you have decided on the date and theatre, select the showtime you would like to attend by clicking on the options that are available. [i.e.] 1.30pm / 4:30pm / 7:35pm / 10:45pm. Note you may need to click [SHOW MOVIES AND SHOWTIMES] to see the available showtimes.



STEP 5 – BEGINNING THE PURCHASE PROCESS

You will be prompted to sign into your Cineplex and SCENE account information. If you do not have a Cineplex or SCENE account, please click [**PROCEED**].

1 SCENE2 DETAILS3 SEATS4 CONFIRM ORDER5 PAYMENT6 ORDER COMPLETE

Showtime Information 4:54

Guardians Of The Galaxy (PG) - AVX
DOLBY ATMOS
Cineplex Cinemas Yonge Dundas & VIP
- AVX #7
10 Dundas Street East, Suite 402
Toronto, ON

MONDAY
OCTOBER
20
2014
5:20PM

CHANGE SHOWTIME

Log In or Sign Up


LOGIN OR CREATE A NEW CINEPLEX CONNECT ACCOUNT NOW
Only information required to complete your order will automatically appear upon sign in.

LOG IN

SIGN UP


PROCEED WITHOUT SCENE

Don't want to sign up? You can skip this step completely and click "Proceed" below.

OPTIONAL - SCENE Members Earn And Redeem Points

SCENE Card Number

First and Last Name on SCENE Card

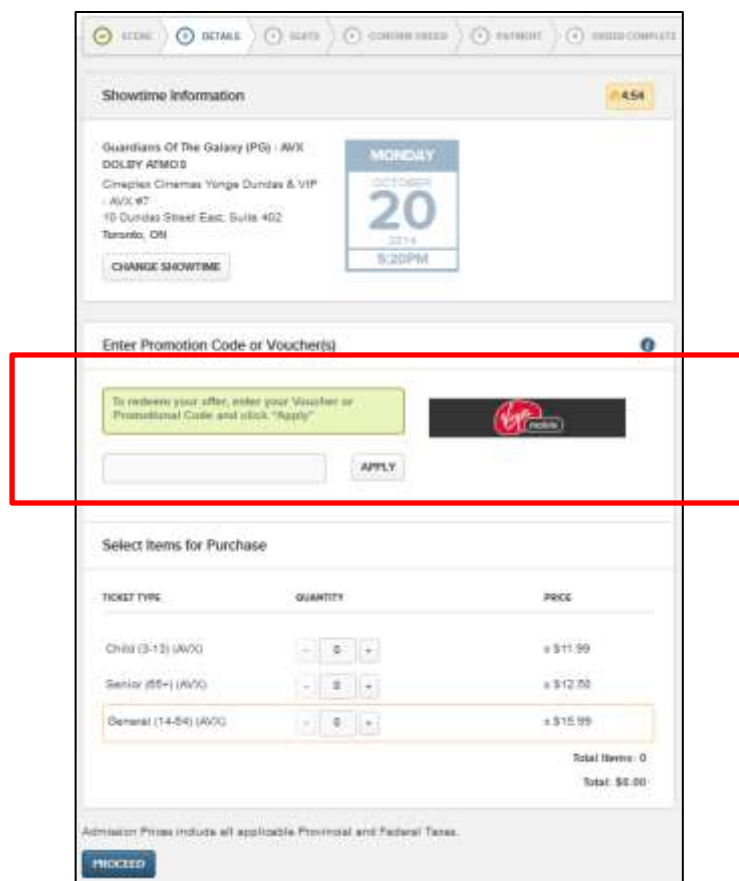
OPTIONAL - Earn Points On Additional SCENE Cards

+ Add more SCENE cards here

PROCEED

STEP 6 – ENTERING IN PROMOTIONAL CODE

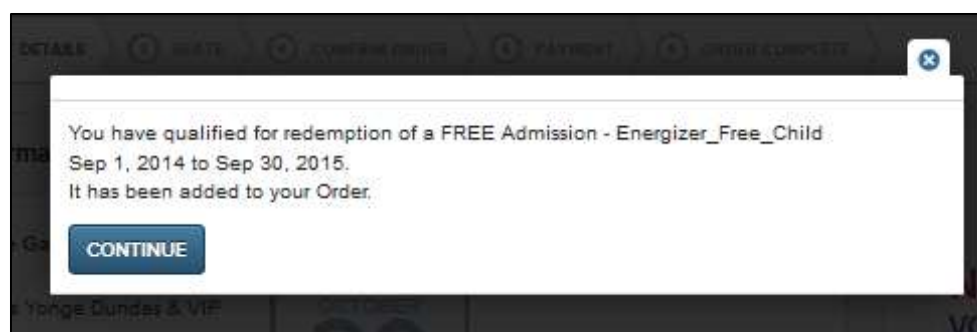
Please enter in your promotional code FIRST.



The screenshot shows a movie booking interface. At the top, there's a navigation bar with steps: IT-EM, DETAILS, SEATS, CONFIRM SEED, PAYMENT, and ORDER COMPLETE. Below this, the 'Showtime Information' section displays 'Guardians Of The Galaxy (PG) - A/VX', 'DOLBY ATMOS', 'Cineplex Cinemas Yonge Dundas & VIP', 'A/VX 97', '10 Dundas Street East, Suite 402', 'Toronto, ON', and a 'CHANGE SHOWTIME' button. A calendar shows 'MONDAY OCTOBER 20 2014 5:20PM'. Below this is the 'Enter Promotion Code or Voucher(s)' section, which is highlighted with a red box. It contains a text input field, an 'APPLY' button, and a 'Voucher' icon. Below the red box is the 'Select Items for Purchase' section, which has a table with columns 'TICKET TYPE', 'QUANTITY', and 'PRICE'. The table lists three ticket types: 'Child (3-12) (A/VX)' at \$11.99, 'Senior (65+) (A/VX)' at \$12.50, and 'General (14-64) (A/VX)' at \$15.99. The 'General' row is highlighted. Below the table, it says 'Total Items: 0' and 'Total: \$0.00'. At the bottom, there's a 'PROCEED' button.

Enter in your
unique
PROMOTIONAL
code and click
[**APPLY**]

The page will load and go dim. A box will appear to confirm the redemption you are applying to your order. Click [**CONTINUE**].



The screenshot shows a confirmation dialog box. The text inside reads: 'You have qualified for redemption of a FREE Admission - Energizer_Free_Child Sep 1, 2014 to Sep 30, 2015. It has been added to your Order.' Below the text is a 'CONTINUE' button. The background is dimmed, showing the same movie booking interface as the previous screenshot.

STEP 7 – SELECTING TICKETS

After entering in your promotional code you will need to select your desired number of paid tickets for the show under the “Select Items for Purchase” section.

Once you select your desired number of admission tickets, you will see that the **[TOTAL ITEMS]** at the bottom right corner has changed to reflect the number of tickets you'd like for the show.

The screenshot shows a multi-step process for purchasing movie tickets. The steps are: 1. SCENE, 2. DETAILS (current step), 3. SEATS, 4. CONFIRM ORDER, 5. PAYMENT, and 6. ORDER COMPLETE. The 'Showtime Information' section displays 'Guardians Of The Galaxy (PG) - AVX', 'DOLBY ATMOS', and the location 'Cineplex Cinemas Yonge Dundas & VIP - AVX #7'. A calendar shows the date 'MONDAY OCTOBER 20 2014' at '5:20PM'. Below this is a section for 'Enter Promotion Code or Voucher(s)' with a text input field and an 'APPLY' button. A red 'iCoke.ca' logo is visible. Under 'Applied Promotion Code or Voucher(s):', there is a list of applied vouchers, including 'Energizer - FREE Admission - Energizer_Free_Child (PREMIUM PERFORMANCE)' and 'Energizer 2014'. The 'Select Items for Purchase' section contains a table with columns 'TICKET TYPE', 'QUANTITY', and 'PRICE'. The table lists three ticket types: 'Child (3-13) (AVX)' at \$11.99, 'Senior (65+) (AVX)' at \$12.50, and 'General (14-64) (AVX)' at \$15.99. The 'General (14-64) (AVX)' row is highlighted with a yellow border. To the right of the table, it shows 'Total Items: 2' and 'Total: \$15.99'. At the bottom, there is a 'PROCEED' button and a note: 'Admission Prices include all applicable Provincial and Federal Taxes.'

TICKET TYPE	QUANTITY	PRICE
Child (3-13) (AVX)	- 0 +	x \$11.99
Senior (65+) (AVX)	- 0 +	x \$12.50
General (14-64) (AVX)	- 1 +	x \$15.99

Total Items: 2
Total: \$15.99

Admission Prices include all applicable Provincial and Federal Taxes.

PROCEED

Click **[PROCEED]** and you will be prompted to confirm your purchase.

STEP 8 – SUMMARY

An overview of your purchase will appear. You will notice on the TOP LEFT HAND side, there is a summary of the tickets that you ordered.

SCENE DETAILS SEATS **4 CONFIRM ORDER** 5 PAYMENT 6 ORDER COMPLETE

Showtime Information 4:38

Guardians Of The Galaxy (PG) - AVX
DOLBY ATMOS
Cineplex Cinemas Yonge Dundas & VIP
- AVX #7
10 Dundas Street East, Suite 402
Toronto, ON
[CHANGE SHOWTIME](#)

Ticket Information

General (14-64) (AVX) 1 x \$15.99 = \$15.99
Energizer_Free_Child (PREMIUM PERFORMANCE) 1 x \$3.00 = \$3.00
Total Items 2
[CHANGE TICKET QUANTITIES](#)

SEAT SELECTION
You have been allocated the following seat(s): K17; K18
[MODIFY SEAT SELECTION](#)

Redeem Cineplex Gift Card

Gift Card Number:

PIN:

[APPLY GIFT CARD](#)

TOTAL ITEMS: 2
Subtotal: \$18.99
Service Charge: \$0.00
TOTAL: \$18.99
Balance Due: \$18.99
Admission Prices include all applicable Provincial and Federal Taxes.

If you have a balance to be paid in the "Balance Due" section, and you are using a Gift Card to pay for your purchase, you can enter the card number to apply amount. If not, you may skip the section.

*****NOTE***** Surcharges for 3D, IMAX, VIP, VIP 3D, UltraAVX, UltraAVX 3D will be applied.
(EXAMPLE) for a 3D film you will notice in the summary section:

General Adm Offer: 1 x \$3.00 = \$3.00

STEP 9 – COMPLETING TRANSACTION


To complete your transaction you will need to select a delivery method for your tickets, and complete payment for any charges.

Delivery Method

Email Address


Confirm Email Address

CHOOSE A TICKETING OPTION



Pickup Using Mobile

☐ A Booking ID will be emailed to me. I will pick up movie tickets at a self-serve ticketing kiosk, or by scanning my barcode at a mobile pick up kiosk, or by presenting my Booking ID at the Box Office.







Self-Print

☐ Movie ticket(s) will be emailed to me. I must PRINT my ticket(s) and take to the theatre for admittance.


Payment Options

For enhanced security this site participates in the Verified by Visa™ and MasterCard SecureCode™ payer authentication programs. Your credit card may be eligible or already enrolled in one of these programs, and your Credit Card issuer may prompt you for your payer authentication password to complete your purchase. Any charges for this transaction will appear on your statement from cineplex.com. If your order includes only SCENE redemptions you will not be prompted for any payment.





CREDIT AND DEBIT CARD



PAYPAL



INTERAC ONLINE



AGREE TO TERMS & CONDITIONS

Details of your purchase are shown above. Verify the details now.

Ensure you have selected the correct Theatre, Movie/Performance, Date, Showtime, type of Tickets, and total number of Tickets.

If you are purchasing a SuperTicket, click [here](#) to review the terms and conditions.

Purchases are non-refundable.

☐ I Agree

PROCEED

You will need to enter in a Valid Email Address to receive your ticket confirmation.

You will also need to choose how to get your tickets by choosing a ticketing option:

- Pickup Using Mobile – You will be sent an e-mail with a Booking ID that you can use to pick up your tickets at the theatre by entering your Booking ID at a self serve ticket kiosk, scanning your Booking ID barcode at a mobile pick up kiosk, or presenting your Booking ID at the Box Office.
- Self-Print – You will be sent an e-mail with your tickets attached, which you must print and take to the theatre.

Agree to the Terms – and click **[PROCEED]** to enter your payment information.

A confirmation page will open, and a confirmation will be sent to the e-mail address provided.

STEP 10 – TRANSACTION CONFIRMATIONS

Once you have completed your purchase, you will see a confirmation page and receive an e-mail with a confirmation of your purchase:



If you chose to print your ticket at home, the tickets for you to print and bring to the theatre will be included:

If you chose to pick up your ticket using mobile, the Booking ID for you to bring to the theatre on your mobile will be included instead of tickets:



IF YOU EXPERIENCE ANY ISSUES, PLEASE CONTACT CINEPLEX ENTERTAINMENT.
PHONE: 1-800-333-0061
EMAIL: questservices@cineplex.com

ENJOY THE SHOW!